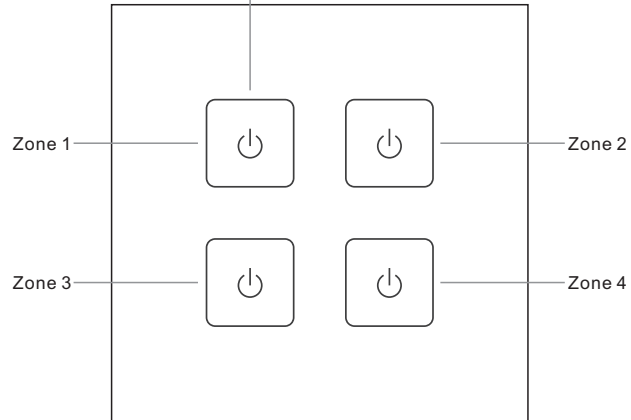


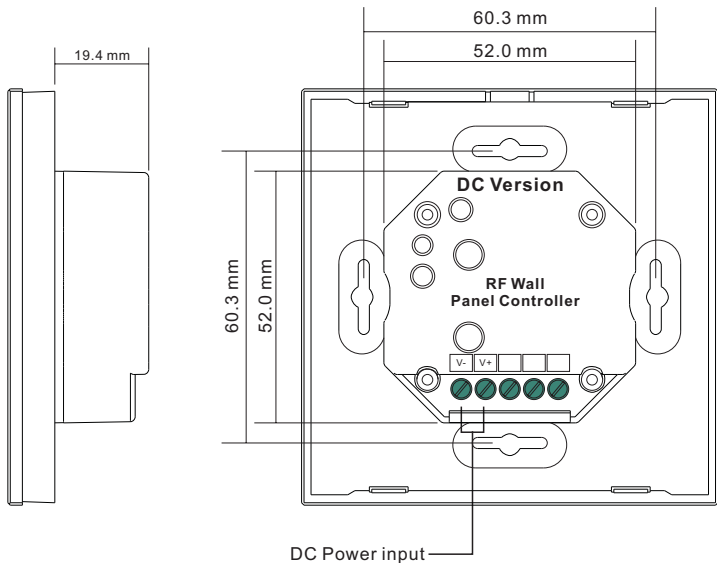
# Handleiding 90 004306

## RF easy dim wandinbouw 4 zone touch

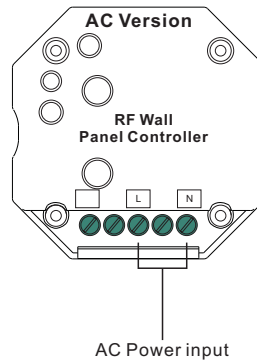
Click to turn on/off, press and hold down to increase/decrease light intensity



Front side



Back side



### Product Data

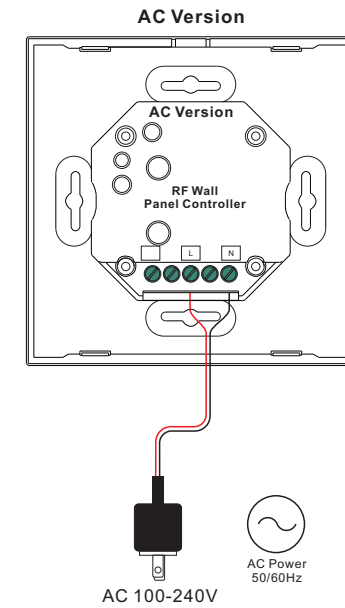
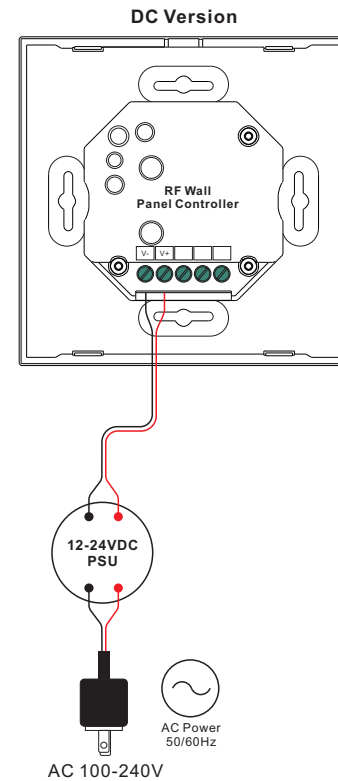
	DC Version	AC Version
Output Signal	RF signal	RF signal
Power Supply	12-24VDC	100-240VAC
Power consumption	< 20 mA	< 15 mA
Operating temperature	0-40°C	0-40°C
Relative humidity	8% to 80%	8% to 80%
Dimensions	86x86x29.1mm	86x86x29.1mm

- Touch sensitive
- Glass interface(white & black)
- Compatible with all universal series RF receivers, radio frequency: 868/869.5/434MHz
- Control single color
- Control 4 zone of RF receiver synchronously and separately
- Back lighting for finding in the dark
- Waterproof grade: Ip20

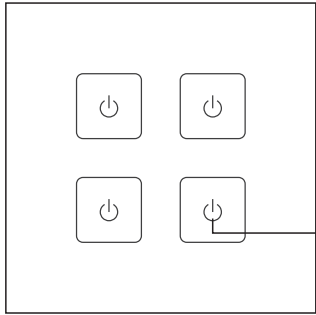
### Safety & Warnings

- DO NOT install with power applied to device.
- DO NOT expose the device to moisture.

### Wiring diagram




## Pair with RF receiver



**Step 1:** Do wiring the wall panel & RF receiver according to wiring diagram (please refer to the instruction of RF receiver that you would like to pair with)



**Step 2:** Click the "Learning Key" button on RF receiver to set it into pairing status

**Step 3:** Choose one zone and touch  button of the zone (e.g. zone 4), LED lights connected with the RF receiver flicker once means the receiver is paired with zone 4 successfully.

## Installation

